


PLASMALOOP Bipolar Resectoscope and Monopolar Resectoscope






Dokumenten ID: **PIC-015 v2**
 Bereich / Verantwortung: Produktmanagement
 Prozesseigner:in: Produktmanager:in

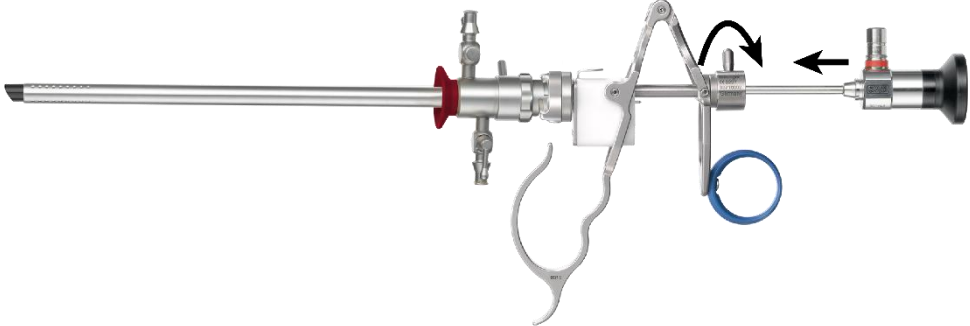


Erstellung / Bearbeitung	Niklas Görner 20.03.2023 08:31:54
Prüfung	Digiser, Robin 23.07.2024 13:02:16
Freigabe	Schäfer, Michael 29.07.2024 17:23:27




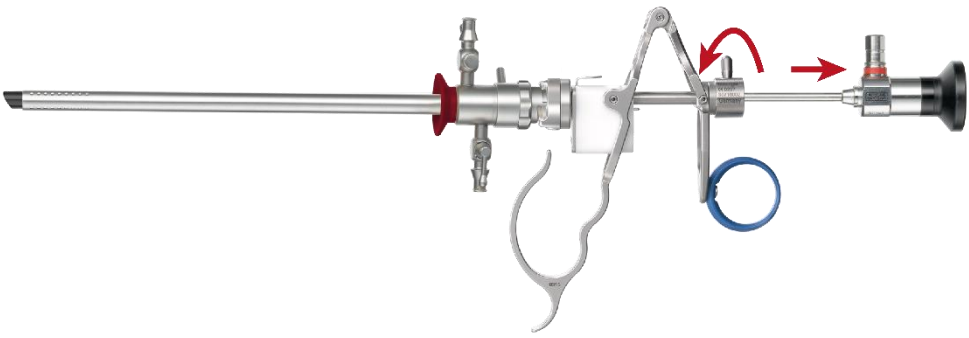


MONTAGEANWEISUNG / ASSEMBLY ↓



Nr. / No.	
01	

<p>02</p>	 <p>① NACH DEM BEFESTIGEN DER ELEKTRODE AN DER ELEKTRODE ZIEHEN, UM DEN KONTAKT ZU ÜBERPRÜFEN. ① AFTER ATTACHING THE ELECTRODE, PULL ON THE ELECTRODE TO CHECK THE CONTACT.</p>
<p>03</p>	
<p>04</p>	

<p>05</p>	
<p>06</p>	
<p>07</p>	
<p>Nr. / No.</p>	

DEMONTAGEANWEISUNG / DISASSEMBLY

Nr. / No.	
01	
02	
03	
04	

05	
06	
Nr. / No.	